



AFL Riverina
Premiership or Individual Award Nomination

1st September 2022



AFL Riverina Premiership or Individual Award Nomination

Background:

A key recommendation to come out of the AFL Riverina Competitions Review was for the introduction of a multi-tier Senior Competition structure.

A flow-on from this recommendation provides the opportunity for the AFL Riverina Board to review all Premiership and Individual Award names.

This process provides the following options:

- a) Retain current AFL Riverina Football and Netball Competition and Individual award names;
- b) Refresh the naming of AFL Riverina Football and Netball Competition and Individual awards;
- c) Nominate names for new AFL Riverina Football and Netball Competition and Individual awards (for awards not currently named);

It is important to note that the recommendation did not include the renaming of these Medals, Trophies and Cups. Therefore, the first option in the nomination process provides for the current name to be retained.

This pack provides:

- The AFL Riverina Premiership and Individual Award Naming Nomination Form
- Summary of the information required to nominate.
- Screenshots and instructions to assist with your nomination.



AFL Riverina Premiership or Individual Award Nomination

Summary of Information Required

The Nomination Form has been developed in a protected Microsoft Excel spreadsheet.

AFL Riverina Premiership and Individual Award Naming Nomination

Firstly, download the AFL Riverina Premiership and Individual Award Naming Nomination template and save the file as: AFL Riverina Award Naming-Competition Grade, by changing Competition and Grade to the align with the award you are nominating. Eg: AFL Riverina Award Naming-Farrer Netball A Grade.

Complete the template below to support the name of an existing award, or to nominate a new name for the award. A [new template](#) will need to be downloaded for each award that you are nominating for.

Forward your completed nomination template (via Email) to: [david.burgess@afl.com.au](mailto:david.burgess@ afl.com.au)
Additional information to support your nomination may also be attached to your "AFL Riverina Award Naming" Email.

1) What is the Competition, Grade and Award you are nominating for?

Ensure you enter your selections in the following sequence: a. Competition, b. Grade, c. Award

a. Competition:
Select cell, then click on arrow to display Competition List

b. Grade:
Select cell, then click on arrow to display Grade List

c. Award:
Select cell, then click on arrow to display Award List

Current Name on Trophy/Medal:

2) Do you support retaining the current name on the Trophy/Shield?

a. Keep current name:

3) If you are not nominating the current name, who are you nominating?

a. Nominee:
If you are nominating an individual, which club did they or do they mostly associate with.

b. Club:

4) Tell us about your nominee:

Break down of nominee's roles, years service and achievements:

a. Summary of your nominees association with AFL Riverina (You may attached more details to your nomination Email):

Limit of 600 Characters

b. Summary of your nominees key achievements (You may attached more details to your nomination Email):

Limit of 600 Characters

5) Nominators Details:

a. Nominated by:

c. Email:

b. Club:

d. Position:

If Applicable

e. Mobile:

f. Seconded By:

g. Mobile:

h. Date:



AFL Riverina Premiership or Individual Award Nomination

Process to lodge your nomination form.

To complete a valid Premiership or Individual Award nomination you will be required to provide the following steps:

1. Download the nomination template and save as *AFL Riverina Award Naming-Competition Grade*, by changing Competition and Grade to the align with the award you are nominating. Refer to slide 12 for detailed nomination template download instructions.

Note: A new template will need to be downloaded for each award that you are nominating for.

Competition will be either:	Riverina Football	Riverina Netball	Farrer Football	Farrer Netball
Grade will be either:	Seniors	A Grade	Division 1	A Grade
	Reserves	A Reserve	Division 2	A Reserve
	Under 17.5	B Grade	Under 17.5	B Grade
		C Grade		C Grade
		Under 17		Under 17

File name example: AFL Riverina Award Naming-Farrer Football Division 2

2. Complete Nomination Template as outlined on pages 6 to 10 of this pack.
3. Save Nomination Template ensuring the file name structure is in the same format outlined in point 1.
4. Attach Nomination Template to Nomination Email.
 - The subject line in your nomination email should be the same as the attached file name.
 - Additional information to support your nomination can also be attached to your nomination email.
5. Send email to: david.burgess@afl.com.au.



AFL Riverina Premiership or Individual Award Nomination

To complete the nomination form.

To complete a valid Premiership or Individual Award nomination you will be required to provide the following details:

Part 1: What is the Competition, Grade and Award you are nominating for?

Ensure you enter your selections in the following sequence:

- a. Competition Select the Competition that you are nominating for.
- b. Grade Select the Grade that your are nominating for.
- c. Award Select the Award you are nominating for.

Part 2: Do you support retaining the current name on the Trophy/Shield?

- a. Yes / No Select Yes if you support retaining the current name, or No if you are nominating a new name.
If YES, move straight to Part 5.

Part 3: If you are not nominating the current name or the award is not currently named, who are you nominating?

- a. Nominee Provide the name of the person that your are nominating for the award selected in Part 1.
- b. Club If applicable, provide the club your nominee mostly associates with.

Part 4: Tell us about your nominee:

- a. Summary of your nominee's association with AFL Riverina
 - b. Summary of your nominee's key achievements
- } You may attach additional information to your nomination Email

Part 5: Nominators Details

- a. Nominator's name:
- b. Nominator's Club (If Applicable)
- c. Nominator's Email
- d. Nominator's Position (If Applicable)
- e. Nominator's Mobile
- f. Seconder's Name
- g. Seconder's Mobile
- h. Date of Nomination

Nomination Form in Detail

Part 1: What is the Competition, Grade and Award you are nominating for?

a) Competition

What competition is the award you are nominating for in?

- Riverina Football
- Riverina Netball
- Farrer Football
- Farrer Netball

c) Award

What award you are nominating for in?

- Best & Fairest
- Best in Grand Final
- Premiership Trophy
- Leading Goal Kicker (Football)

b) Grade

What Grade is the award you are nominating for in?

- Seniors
 - Reserves
 - 1st Division
 - 2nd Division
 - Under 17.5
 - A Grade
 - A Reserve
 - B Grade
 - C Grade
 - Under 17
- Football (Seniors, Reserves, 1st Division, 2nd Division, Under 17.5)
Netball (A Grade, A Reserve, B Grade, C Grade, Under 17)

1) What is the Competition, Grade and Award you are nominating for?

a. Competition: Select cell, then click on arrow to display Competition List

b. Grade: Select cell, then click on arrow to display Grade List

c. Award: Select cell, then click on arrow to display Award List

Current Name on Trophy/Medal:

Note:

- To enter your selection, click on the appropriate cell, then click on the small arrow to display your options.
- Select the appropriate option.
- **Ensure you follow your selections in the following sequence: a) Competition, b) Grade and c) Award**
- Where the selections are made in the incorrect sequence, "N/A" will appear in the Current Name field. e.g. If Competition = "Riverina Football" and Grade = "A Grade" then "N/A" will appear in the current name box. This can be resolved by re-entering details in the correct sequence.

The current name on the trophy will be displayed. "Not Named" will appear when you have selected options for a trophy that currently is not named.

Nomination Form in Detail

Part 2: Do you support retaining the current name on the Trophy/Shield?

- a) Keep current name?
Do you want to retain the trophy's current name?
- Yes
 - No

2) Do you support retaining the current name on the Trophy/Shield?

a. Keep current name:

Note:

- If you select Yes, you will be directed to move to Part 5 Nominators Details.
 - You will not need to complete Part 3 and Part 4.
 - Your nomination will be recorded against the current trophy name.
- If your select No, you will be required to complete Part 3, Part 4, and Part 5.

Nomination Form in Detail

Part 3: If you are not nominating the current name, who are you nominating?

3) If you are not nominating the current name, who are you nominating?

a. Nominee:

If you are nominating an individual, which club did they or do they mostly associate with.

b. Club:

If you answered **YES** to **Part 2** you are not required to complete Part 3.

If you answered **NO** to **Part 2**.

3) If you are not nominating the current name, who are you nominating?

a. Nominee:

If you are nominating an individual, which club did they or do they mostly associate with.

b. Club:

a) Nominee
This is a free text field.
Enter the Name of the individual or place you are nominating.

b) Club
This a free text field.
Should your be nominating an individual, provide the Club Name that they most associate with.

Note:

- If you answered No in part 2, you are required to provide the:
 - Name of your nominee;
 - The club that your nominee mostly associates with.

Nomination Form in Detail

Part 4: Tell us about your nominee:

If you answered Yes to Part 2, you are not required to complete Part 3.

If you answered No to Part 2, please complete the details below.

4) Tell us about your nominee:

Break down of nominee's roles, years service and achievements:

a. Summary of your nominees association with AFL Riverina (You may attached more details to your nomination Email):

Limit of 600 Characters

b. Summary of your nominees key achievements (You may attached more details to your nomination Email):

Limit of 600 Characters

a) Nominees association with AFL Riverina.
This is a free text field.
Enter details of your nominees association with AFL Riverina, including club/s represented and broader competition associated service.

b) Nominees key achievements.
This a free text field.
Enter details of your nominees key achievements including games played, years service, positions held.

Note:

- Both fields are 'free text' fields and are limited to 600 characters.
- Additional information can be attached to your nomination Email.

Nomination Form in Detail

Part 5: Nominators details:

5) Nominators Details:

<div style="border: 1px solid #ccc; padding: 5px; margin-bottom: 10px;"> a) Nominated by: Name of the nominator. </div> <div style="border: 1px solid #ccc; padding: 5px; margin-bottom: 10px;"> b) Club: The nominators club that the most associate with. </div> <div style="border: 1px solid #ccc; padding: 5px;"> f) Seconded by: The name of the person that supports the nomination. </div>	<div style="margin-bottom: 10px;"> a. Nominated by: <input style="width: 100%;" type="text"/> </div> <div style="margin-bottom: 10px;"> b. Club: <input style="width: 100%;" type="text"/> <small style="display: block; text-align: center;">If Applicable</small> </div> <div style="margin-bottom: 10px;"> f. Seconded By: <input style="width: 100%;" type="text"/> </div> <div style="display: flex; justify-content: space-between; margin-top: 20px;"> <div style="width: 45%;"> <div style="margin-bottom: 10px;"> c. Email: <input style="width: 100%;" type="text"/> </div> <div style="margin-bottom: 10px;"> d. Position: <input style="width: 100%;" type="text"/> </div> <div style="margin-bottom: 10px;"> e. Mobile: <input style="width: 100%;" type="text"/> </div> <div style="margin-bottom: 10px;"> g. Mobile: <input style="width: 100%;" type="text"/> </div> </div> <div style="width: 45%;"> <div style="margin-bottom: 10px;"> c) Email: Email address of nominator. </div> <div style="margin-bottom: 10px;"> d) Position: Position nominator holds at club. </div> <div style="margin-bottom: 10px;"> d) Mobile: Mobile number for nominator. </div> <div style="margin-bottom: 10px;"> g) Mobile: Mobile number for seconder. </div> <div style="margin-bottom: 10px;"> g) Date: Date nomination submitted. </div> </div> </div> <div style="margin-top: 10px;"> h. Date: <input style="width: 100%;" type="text"/> </div>
---	---

Note:

- The details provided in Part 5 validates the nomination.
- The Email address provided above will be validated against the Email address used to place nomination.
- Should duplicate nominations be received (for the same award) by the same Nominator only 1 nomination will be valid.




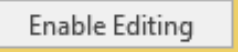
AFL Riverina Premiership or Individual Award Nomination

Award Nomination Matrix:

The table below provides details of Awards for each Competition and Grade

Competition	Grade	Awards
Riverina Football	Seniors	Best & Fairest
		Premiership
		Best on Ground in Grand Final
	Reserves	Leading Goal Kicker
		Best & Fairest
		Premiership
	Under 17.5	Best on Ground in Grand Final
		Leading Goal Kicker
		Premiership
Farrer Football	1 st Division	Best & Fairest
		Premiership
		Best on Ground in Grand Final
	2 nd Division	Leading Goal Kicker
		Best & Fairest
		Premiership
	Under 17.5	Best on Ground in Grand Final
		Leading Goal Kicker
		Premiership
Riverina Netball	A Grade	Best & Fairest
		Premiership
		Best on Court in Grand Final
	A Reserve	Best & Fairest
		Premiership
		Best on Court in Grand Final
	B Grade	Best & Fairest
		Premiership
		Best on Court in Grand Final
	C Grade	Best & Fairest
		Premiership
		Best on Court in Grand Final
Under 17s	Best & Fairest	
	Premiership	
	Best on Court in Grand Final	
Farrer Netball	A Grade	Best & Fairest
		Premiership
		Best on Court in Grand Final
	A Reserve	Best & Fairest
		Premiership
		Best on Court in Grand Final
	B Grade	Best & Fairest
		Premiership
		Best on Court in Grand Final
	C Grade	Best & Fairest
		Premiership
		Best on Court in Grand Final
Under 17s	Best & Fairest	
	Premiership	
	Best on Court in Grand Final	

Detailed Nomination Template download instructions:

1. Go to How to nominate section of Website story and click on [this template](#).
This will take you through to the next page.
2. Click on [the Nomination Template Hyperlink](#).
This will take you through to the next page.
3. Click on the  box at the top of the screen.
4. Click on the [Open file](#) link in the Downloads pop-up box.
5. Click on the  in the Protected View warning.
6. Save the template as 'AFL Riverina Award Naming – *Competition Grade*', by changing Competition and Grade to align with the award you are nominating.
7. Commence with your nomination.
Remember, a [new template](#) will need to be downloaded for each award that you are nominating for.

How to nominate:


If you wish to put forward names for awards, do so via [this template](#).

AFL Riverina Naming of Trophies and Awards - Nomination Template V220901a

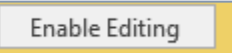
Choose Download file if you want to use it later.



Downloads

 AFL-Riverina-Naming-of-Trophies-and-Awards-Nomina...
[Open file](#)

 **PROTECTED VIEW** Be careful—files from the Internet can contain viruses. Unless you need to edit, it's safer to stay in Protected View.



Eg: AFL Riverina Award Naming-Farrer Netball A Grade.